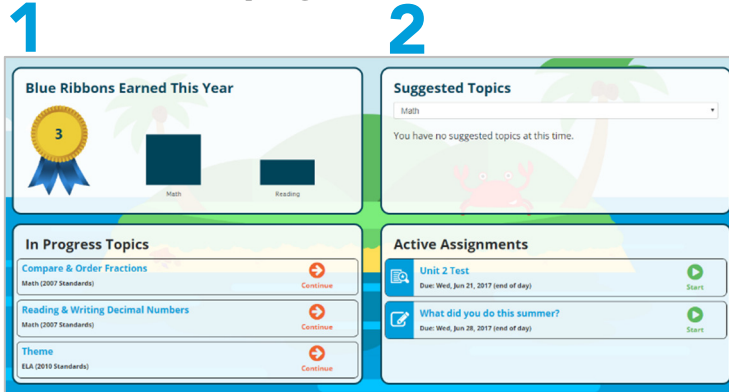




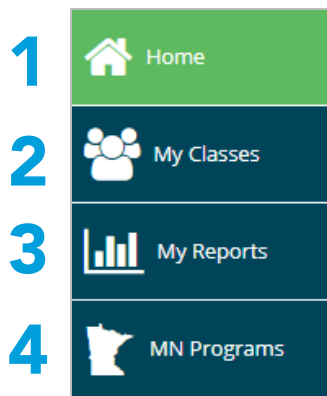
Study Island Learner Interface Overview

Your Homepage



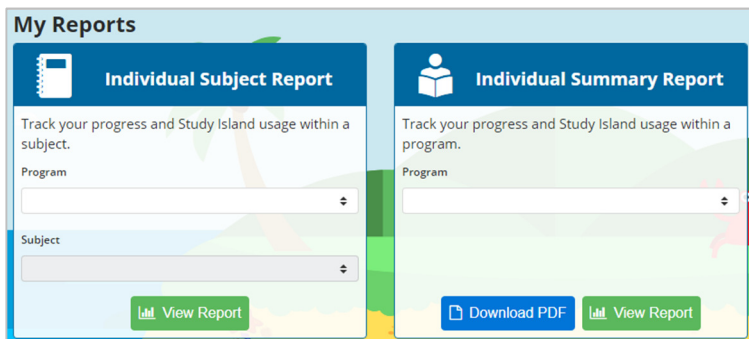
1. Every Blue Ribbon you earn will be shown here.
2. If your teacher has assigned a test, you can access it here. Otherwise, this widget suggests topics for you to work on next.
3. If you've started an assignment or lesson, you can easily access it here on the Homepage.
4. Current activities assigned by your teacher will be shown here.

Navigate in Study Island



1. Click **Home** to return to your Homepage.
2. Go to **My Classes** to view your classes, check current assignments, and view notes or messages from your teacher.
3. Click **My Reports** to check your progress.
4. Find all programs and subjects your school has access to here.

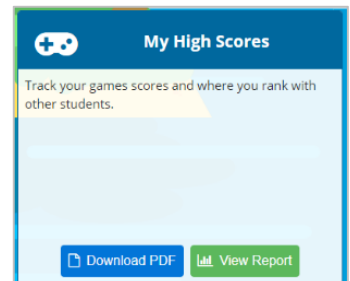
My Reports



Check your progress on **My Reports**. To view or download a report:

1. Select your **Program** and **Subject**.
2. Click **View Report** or **Download Report**.

Check out your **Game High Scores** and where you rank with other students in the **My High Scores** report:





Practice a Topic

-
-
-
-
-

1. Select your school's program.
2. Pick your specific **Program** and **Subject**.
3. Click on the topic title you want to practice.
4. Choose an activity:
 - **Lesson:** review what you've learned
 - **Practice:** take practice test questions
 - **Game Mode:** answer questions and play a game for every correct answer
 - **Flash Cards:** practice the topic with flash cards
 - **Printable Worksheets:** print the questions to practice on paper
 You'll also see the **Passing Goal**, your **Best Score** if you've done this topic before, and the **Standards Details**.
5. If you're in a session but don't have enough time to finish, click **Save Session**. Now you'll be able to start the same session again later.

View Your Assignments

-
-
-

Sometimes your teacher may give you assignments to complete in Study Island. Here's how you can find them:

1. Click **My Classes**.
2. On the correct class tile, click **View Assignments**.
3. Select which assignment you want to work on by clicking one of the arrows or the magnifying glass.
 - **Green Arrow:** start a new assignment
 - **Orange Arrow:** continue an assignment that is in progress
 - **Magnifying Glass:** view the results of a completed assignments

This is also where you'll go to join a **Group Session**.